



Broomfield Knowledge Organiser: Autumn 1: Super Me! Super You!

Key Books This Term:



Pete The Cat – Rocking in my School Shoes

This book is all about Pete and his fun day at school.

Key vocabulary: school, community, classroom, dinner hall, library and playground

Possible experiences:

Tour of the school, creating photo montages of our school, rules and routines, learning about the roles of important people in our school.

In Every House on Every Street/The Great Big Book of Families

These books will help us learn all about different communities. The children will be talking about their families and learning about our local community.

Vocabulary: family, mum, dad, brother, sister, grandad, grandma

Key vocabulary: school, community, classroom, dinner hall, library and playground

Possible experiences:

We will talk about our families and people that are special to us. We will share photos of our families and what we like to do as a family. We will draw family pictures. We will also begin to talk about how we have changed, "When I was a baby..."

The Three Little Pigs/Homes and Homes

We will be talking about the homes we live in, exploring houses in our local community and comparing houses around the world.

Vocabulary: house, flat, bungalow, terraced house, window, door, roof, chimney, garden, fence, wall

Key vocabulary: school, community, classroom, dinner hall, library and playground

Possible experiences:

Learning about our local area, the homes we live in and comparing houses around the world. Retelling The Three Little Pigs and investigating building materials.



How you can learn at home?

Encourage independence –

Teach your child how to get dressed independently, including putting on their own coat and shoes



Our Family –

Can you name the members of your family? Can you talk about the things you like to do as a family? Create a family picture/family tree. What special events have you shared together as a family? Add a photo of your family to Tapestry to share with your friends.

Singing/Rhymes

Practise nursery rhymes and the Jolly phonics songs

Scottish Booktrust – Song and rhyme library

BBC nursery rhymes



"When I was a baby..."



"Now I am older I can..."



We use 'The Colour Monster Story' to explore our feelings

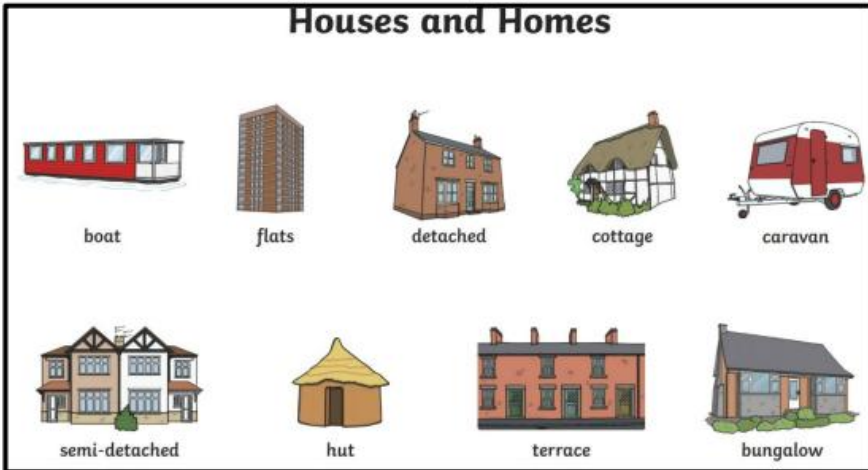

Autumn

Winter

Spring

Summer

Key Vocabulary:

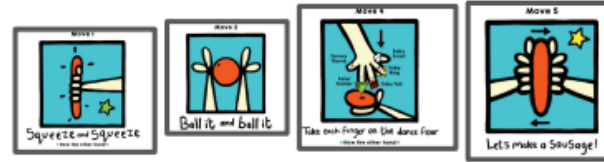


Physical Development: Gross and Fine Motor Skills

Squiggle Wiggle: Gross and fine motor movement using wavy lines, zig zags and arches



Dough Disco: Fine motor control using dough to practise squeezing, balling the dough, separating each finger to push the dough and also rolling a sausage shape.



Spatial awareness –

We will be negotiating spaces outside and carefully managing changes in direction and speed. We will also further develop the skills they need to manage the school day successfully, such as lining up, queuing at mealtimes and personal hygiene.

Expressive Arts and Design: Art/DT

Painting and drawing focus: using colours for a purpose and handling specific tools, e.g. scissors and hammer in 'Tap a Shape'. Also using lines and circles to represent shapes and objects.

Maths: Number and place value, numbers to 5


Developing the children's 'number sense', by developing their noticing and subitising skills, comparing and sorting groups within 5 of identical and non-identical objects. This helps to build up their picture memory.

What do you see? How do you see it?



Everyone's Welcome: Respectful friendships.

Red Rockets:
What would life be like if we liked the same things?
Rainbow Jelly
Is it ok to be different?



English: Reading

Recap Phase 1 Phonics by hearing sounds and oral blending. We will also start introducing Phase 2 letter sounds

English: Writing

We will be working on pencil grip, ensuring correct formation of the letters in our names and give meaning to the marks and symbols

Oral Blending – this is when you blend sounds together to say the word (cat). We can slide the sounds down our arm.



Tripod Grip –
for writing