


# Broomfield Knowledge Organiser: Spring 1: The World Around Us

Key books this term:



## The Tale of Jack Frost (Author David Melling)

**Experiences:** We're going on a winter walk - let's look for signs of winter. Catching our reflections using mirrors to then create self-portraits. Sorting clothes suitable for winter

Ice! The ice in 'Jack Frost' begins to melt. Let's explore this!



The warmer the ice gets, the quicker it **melts** and turns back into **liquid water**.



**Liquid water** can **freeze** when it is really cold, turning it into **solid ice**.



**melt**  
melting

When the **ice** **warms** up, it begins to **melt**



**freeze**  
ice

Winter – Winter is the coldest time of the year. It is one of the four seasons. Winter comes after Autumn and before Spring.



Can you make ice at home? Put a cup of water in a cupboard and one in the freezer, which will turn into ice? Why?

## Simple Facts about Winter

1. Winter is the coldest season.
2. Snow can fall in the Winter.
3. Trees stop growing in the Winter.
4. Plants stop growing in the Winter.
5. Nights are longer in the Winter.
6. Some animals hibernate in the Winter.


Winter and Weather - key vocabulary

**Winter**

cold, snowflake, icicle, snowman, snowballs, slippery, ice, jacket, jumper, sleet, frozen, winter, frost, boots, mittens, scarf, gloves



**Questions to ask at home:** How do you know it is winter? Can you point out the signs of winter?



## Non Fiction: Go Facts: Seasons: Winter

**Experiences:** Plants / garden in the winter. People in the winter - clothing and comparing the UK to the Arctic. Animals in the winter - bird watching and making bird feeders.



## Seren's Seasons (Author:Twinkl) / Weather

**Experiences:** Exploring different types of weather. Keeping a weekly weather log. Cloud spotting and making clouds. Waterproof clothing Making rain shakers. Where in the world... Cloud Forests of Africa



## Wind Vocabulary

Rustle, flutter, flap, whistling, howling

## Winter Hunt List

robin <input type="checkbox"/>	frost <input type="checkbox"/>	umbrella <input type="checkbox"/>
pine cone <input type="checkbox"/>	leaf <input type="checkbox"/>	berries <input type="checkbox"/>
ice <input type="checkbox"/>	woolly hat <input type="checkbox"/>	holly <input type="checkbox"/>
bare tree <input type="checkbox"/>	evergreen tree <input type="checkbox"/>	gloves <input type="checkbox"/>



## Mrs Mopple's Washing Line (Authors: Anita Hewett / Robert Broomfield)

**Experiences:** Exploring the wind (effects and uses) Story retelling / drawing a story map Investigating how people washed their clothes before wash machines / electricity. Exploring the sounds of the wind and making musical instruments to recreate wind sounds

## Rainbow experiment

We can create a rainbow by placing coloured skittles around the edge of a white dish. Try adding a drop of cold water/warm water. What can you see? Which worked best?



**Mathematics: Positional and directional language**

**Positional language:** describes where something or someone is.



above    under underneath    in inside    on top    beside next to    between    behind



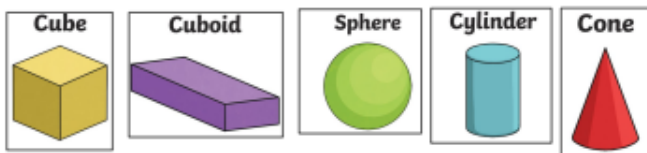
Scan for positional language video.

**Directional language:** describes a route, like giving someone directions on a map.



Can you draw a treasure map and use the directions to find the treasure?

**Mathematics: Describing and name 3D Shapes**



3D Shapes: Ramp experiment



**Vocabulary to describe 3D shapes:** curved, round, flat, like a box, like a can, can roll, can stack, pointy, corners, flat face, curved face.



**When playing at home:** use household recycling items to build and create. Can you describe and name the shapes of the items used? Go on a walk around your local area and look at the buildings, what 3D shapes can you spot?

**Test the 3D shapes.**  
Which can roll?  
Which can slide?  
Can you sort the 3D shapes?

**Physical Development: Gross and Fine motor Skill**

**Squiggle Wiggle** - Gross and fine motor movement: Scan to practise at home.



Square pattern.



Figure of 8.

**Physical Development** - Ball games (including bats)  
Further develop and refine a range of ball skills including throwing, catching, kicking, passing, batting, and aiming.

**We will be celebrating Chinese New Year!**




Scan this code to find out more information about Chinese New Year.

**Literacy: Writing**

Orally compose a sentence (or caption) and hold it in memory before attempting to write it and use simple conjunctions.

- 1.Orally compose (say) a sentence (or caption)
- 2.Tap, clap, stomp the sentence
- 3.Count out the words.
- 4.Say the first word/ chop it up into sounds/write the word.



The tools are in the shed.

**Expressive Arts and Design:**

**Attaching /modelling-** Glue stick, PVA glue, spreaders, sellotape, masking tape. Joining different media to create new effects. Key words: cut, attach, spread. Tools: scissors, glue spreaders.

- Experiences may include:
- Creating clouds using self chosen materials (wet, dry, flaky, smooth, soft, fluffy, sticky).
  - Creating using a range of 3D shape recycling materials and block play (flat)

**Exploring ideas:** creating cloud dough / playdough following instructions.



Scan to learn how to make cloud dough.

**Drawing:** Paying close attention to facial features and detail when drawing.

- Tools: pencils, colouring pencils, crayons, felt pens. Experiences may include:
- using mirrors to catch our reflection, describe what we can see and draw self portraits.
  - Observational drawings of the weather.

**Music:** I can sing songs, which contain a small range of notes (2 or 3 notes for example).

I can perform actions to accompany songs. (Move like a snake, spider etc.)

**Literacy: Reading**

Reacpping and consolidating Phase 2 and introducing Phase 3 Phonics

**Digraph:** Two letters that make one sound, e.g. ss, ff, ch, sh.

**Trigraph:** Three letters that make one sound e.g. igh, air, ear, ure

We will be having a sneaky peek at the word before blending to look out for 'dangerous digraphs and trigraphs'.

Learning an alternative blending strategy - **'Bop and Glide'**. Punch the sounds out, but sliding the hand when a digraph/trigraph appears! (video to follow!)

